









PANGA pc22 FROM PANGACRAFT BOATS

Three models to choose!

Foam inside the gunnels, self-bailing, commercial model

Miami Florida 305-396-3727:

<p>PRICE: 14,900.00 made ready for engine. And includes Global Delivery or U.S. coast to coast delivery. 10 weeks delivery time. 22' x 6' 6" x 1200 lbs draft 10"</p> <p>Commercial Low Side Hand painted insides</p> 	<p>Small console w/front seat, cushions</p> 	<p>Tall Console w/ front seat, cushions</p> 
<p>Commercial High Side Hand painted insides</p> 	<p>Basic Console w/o front seat</p> 	<p>Leaning Post</p> 
	<p>Swing back box seat</p> 	<p>These are the options included for the commercial PC22 with hand painted insides. Select your seating and console.</p>

UTILITY Basic High Side model with smooth inner liner, basic console w/o front seat or basic console w/ front seat PRICE \$15,000.00 See details below.



UTILITY Basic High Side model details 22' x 81" x 1400 lbs draft 10"

- 10 year structural hull warranty
- All synthetic core material in deck
- Forward storage compartment or U shaped seating storage
- Aft bench with two side storage
- Smooth or hand laid fiberglass insides
- Foam under deck
- Under deck storage
- Hull delta Pad uses less horse power, conserves fuel, rides high, smooth and dry
- Self-bailing hull
- bilge pump
- Navigation lights
- 5 cleats
- Choice of rub rail
- 19 gal aluminum vented fuel tank with flush pop up deck fill
- 6 gang switch panel
- Fuel gauge
- hand laid fiberglass
- Unique hull design does not require Trim Tabs
- Steering console with or without front seat
- Marine battery and battery switch
- Anchor and rope
- Compass
- Fire Extinguisher
- Windscreen
- SS grab rails
- Efficient hull design uses only max 90 Horse power for 40 mph @4500 rpm
- **PRICE: \$15,500.00 for UTILITY Basic High Side smooth inner liner Model** hull with above accessories pre-rigged
- **PRICE for UTILITY Basic smooth High Side inner liner Model: Turn Key with 90 Hp E-Tech or 4 Stroke Yamaha \$26,800.00**

- **PRICE for Commercial low or high side, hand painted insides:** Turn Key with 90 Hp E-Tech or 4 Stroke Yamaha \$29,990
- OPTIONS:
- Custom colors \$400
- Aluminum Trailer \$2300
- T Top Canvas or Hardtop \$1400
- Steering \$350
- Built in cooler in driver seat, console or under deck \$350
- Inside lighting \$225

[PDF to Word](#)